SE
MG

BUY. MANAGE. SELL.

SOUTHEASTERN MANAGEMENT GROUP

presents:

333 KING STREET

333 KING STREET
RETAIL SPACE FOR LEASE

Rent:	1,620 SF	$57.68 PSF	$7,786.80 / month
NNN:		$12.26 PSF	$1,655.14 / month
Sublease Term:	Thru July 31, 2020		

contact:

Chad Yonce, CCIM, CPM
843.577.8595 x12
843-343-1923 cell
yonce@semgsc.com

151 King Street
Charleston, SC 29401
www.semgsc.com

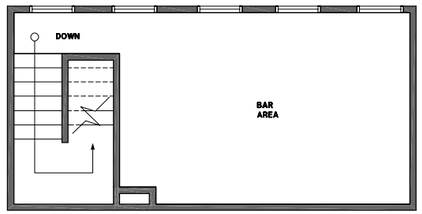

F1 2nd FLOOR PLAN
1/4" = 1'-0"

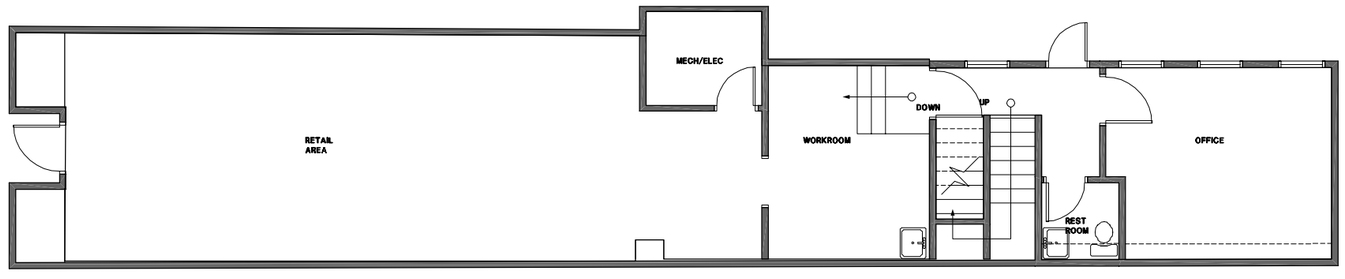

M1 1st FLOOR PLAN
1/4" = 1'-0"

0 2' 4 8'
1/4" = 1'-0"

Goff•D'Antonio Associates
Architecture
Interiors
Planning
34 Radcliffe Street
Charleston, SC 29403
FAX 843 577 9754
843-577-2163
www.goff-dantonio.com

333 KING
'HANDPICKED INC'
CHARLESTON, SOUTH CAROLINA

REV.	DESCRIPTION	DATE

STATE OF SOUTH CAROLINA
Goff D'Antonio Associates LTD.
Charleston, S.C.
C 92002
REGISTERED ARCHITECTS

STATE OF SOUTH CAROLINA
R. GOFF
CHARLESTON, S.C.
REGISTERED ARCHITECT

STATE OF SOUTH CAROLINA
HENRY D'ANTONIO
CHARLESTON, S.C.
2772
REGISTERED ARCHITECT

PRELIMINARY
NOT FOR
CONSTRUCTION

SHEET TITLE:
FLOOR PLANS

DRAWN BY: NSW
PROJ. ARCH: H. D'Atonio
PROJ. NO: 04018.00
DATE: 20 JULY 2004
DWG. NO.
A2.01

EVANS & SCHMIDT • ARCHITECTS

© THIS DRAWING IS THE EXCLUSIVE PROPERTY OF THE ARCHITECT AND MAY NOT BE USED OR REPRODUCED IN WHOLE OR IN PART WITHOUT THE WRITTEN CONSENT OF THE ARCHITECT. VIOLATORS ARE SUBJECT TO LEGAL ACTION.

- MECHANICAL NOTES:
  PROVIDE A COMPLETE HVAC SYSTEM INCLUDING ENGINEERING; IN FRONT RETAIL AREA PROVIDE ONLY MAIN DUCT-BRANCH, DUCTS & GRILLS BY TENANT. MEET ALL CODES.
- PLUMBING NOTES:
  PROVIDE A COMPLETE SYSTEM INCLUDING ENGINEERING TO MEET ALL CODES.
- ELECTRICAL NOTES:
  PROVIDE A COMPLETE ELECTRICAL SYSTEM INCLUDING ENGINEERING TO MEET ALL CODES. PROVIDE SPACE FOR FUTURE CIRCUITS FOR TENANT USE INCLUDING EMPTY CONDUITS AS NECESSARY. PROVIDE 4 BARE BULB INCANDESCENT FIXTURES IN FRONT RETAIL AREA, ALL OTHER AREAS TO HAVE FIXTURES AS REQUIRED.

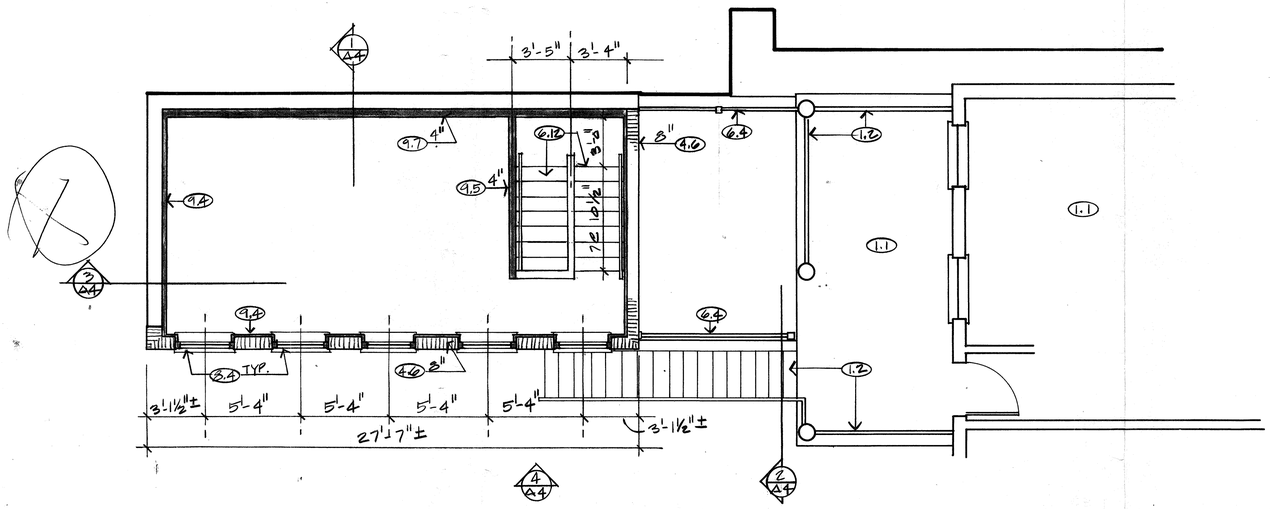

SECOND FLOOR PLAN
SCALE: 1/4"=1'-0"

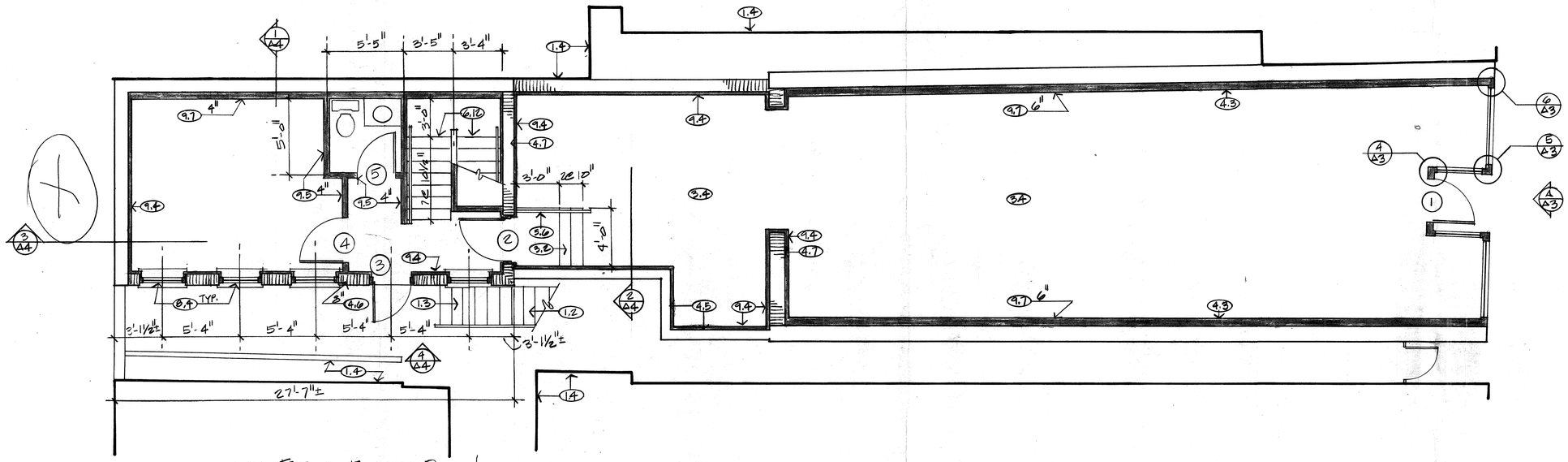

FIRST FLOOR PLAN
SCALE: 1/4"=1'-0"

KEY NOTES

DIVISION 1 - GENERAL

1.1 NO WORK IN THIS AREA
1.2 THIS TO REMAIN UNDISTURBED
1.3 CONTRACTOR TO MAINTAIN SAFE ACCESS AND EGRESS FROM EXISTING APARTMENTS
1.4 CONSTRUCTION ON ADJOINING PROPERTY - DO NOT DISTURB

DIVISION 2 - SITE WORK

2.1 REMOVE EXISTING CONCRETE SLAB THIS AREA
2.2 CRUSHED STONE

DIVISION 3 - CONCRETE

3.1 4" CONC. SLAB REINF. W/W.W.F.
3.2 NEW CONC. STAIR
3.3 REINF. CONCRETE FOOTING
3.4 EXIST. CONC. FLOOR CLEAN & PATCH AS REQD.

DIVISION 4 - MASONRY

4.1 REMOVE EXISTING BRICK WALL
4.2 REMOVE EXISTING BRICK PIER
4.3 PARGE EXISTING BRICK WALL
4.4 REMOVE EXISTING BRICK FIREPLACE AND CHIMNEY
4.5 MAINTAIN INTEGRITY OF EXISTING MASONRY WALL DURING DEMOLITION AND CONSTRUCTION
4.6 NEW CMU WALL WITH STUCCO EXTERIOR FINISH, CMU SIZE NOTED
4.7 NEW MASONRY WALL
4.8 REPAIR AND RE-POINT EXIST. BRICK WALL
4.9 REMOVE EXISTING BRICK VENEER AT STORE FRONT -PROTECT STRUCTURAL BRICK BEHIND
4.10 GROUT FILLED 'U'-BLOCK REINF. W/#3 REBAR
4.11 BRICK
4.12 TRUSS TYPE GALV. WALL REINF. AT 16" O.C. VERT.
4.13 REMOVE & REPLACE EXIST. MASONRY PIER
4.14 STUCCO ON EXIST. MASONRY WALL

DIVISION 5 - METAL

5.1 RE-USE EXIST. EARTHQUAKE BOLT AND WASHER
5.2 METAL GUTTER & DOWNSPOUTS
5.3 METAL COPING
5.4 METAL FLASHING
5.5 ½" DIA. ANCHOR AT 32" O.C.
5.6 1½" DIA. STEEL PIPE HANDRAIL

DIVISION 6 - WOOD

6.1 REMOVE EXISTING WOOD DECK
6.2 REMOVE EXISTING HANDRAIL
6.3 REMOVE EXISTING WOOD TIMBER & METAL WALL
6.4 NEW WOOD RAILING TO MATCH EXISTING
6.5 2 X 6 TREATED WOOD DECKING AT 6" O.C.
6.6 WOOD FRAMING - #2 KILN DRIED SO. YELLOW PINE
6.7 WOOD TRIM
6.8 3/4" PLYWOOD
6.9 WOOD BLOCKING
6.10 EXISTING WOOD FLOOR TO BE REMOVED
6.11 EXISTING WOOD JOIST TO BE REMOVED
6.12 WOOD STAIR
6.13 PLYWOOD UNDERLAY

DIVISION 7 - MOISTURE PROTECTION

7.1 REMOVE EXISTING CEILING SUPPORT, ROOF SUPPORT AND ROOF ABOVE THIS AREA
7.2 NEW BUILT-UP ROOF
7.3 BATT INSUL., (R30 ABOVE CEILING)

DIVISION 8 - DOOR & WINDOW

8.1 REMOVE EXISTING DOOR
8.2 REMOVE EXISTING WINDOW
8.3 REMOVE EXISTING STOREFRONT AND SUPPORTING KNEE-WALLS
8.4 NEW DOUBLE HUNG WOOD WINDOW

DIVISION 9 - FINISHES

9.1 REMOVE EXISTING GYPSUM BOARD AND SUPPORTING STUDS OR FURRING STRIPS
9.2 REMOVE EXISTING CEILING THIS AREA
9.3 REMOVE EXISTING GYPSUM BOARD AND WOOD STUD PARITION
9.4 5/8" GYP. BD. ON WOOD FURRING STRIPS ON MASONRY WALL
9.5 5/8" GYP. BD. EACH SIDE OF WOOD STUDS, STUD SIZE NOTED
9.6 NEW GYP. BD. CLG.
9.7 GYP. BD. ON STUDS AT 16" O.C., STUD SIZE NOTED

DIVISION 16 - ELECTRICAL

16.1 MAINTAIN EXISTING ELEC. SERVICES. PROTECT DURING CONSTRUCTION

EVANS & SCHMIDT • ARCHITECTS
286 MEETING ST. CHARLESTON, S.C. 29401 (803) 723-5495

FLOOR PLANS

RENOVATIONS TO
333 KING STREET
FOR MR. & MRS. WARWICK JONES
CHARLESTON, SOUTH CAROLINA

drawn by: MBE
checked by:
revisions:

project number: 89.111
date issued: 13 Nov. '90

A-2

DUNCAN-PARNELL, INC., CHARLESTON, S.C. 295 803-747-6033

© THIS DRAWING IS THE EXCLUSIVE PROPERTY OF THE ARCHITECT AND MAY NOT BE USED OR REPRODUCED IN WHOLE OR IN PART WITHOUT THE WRITTEN CONSENT OF THE ARCHITECT. VIOLATORS ARE SUBJECT TO LEGAL ACTION.

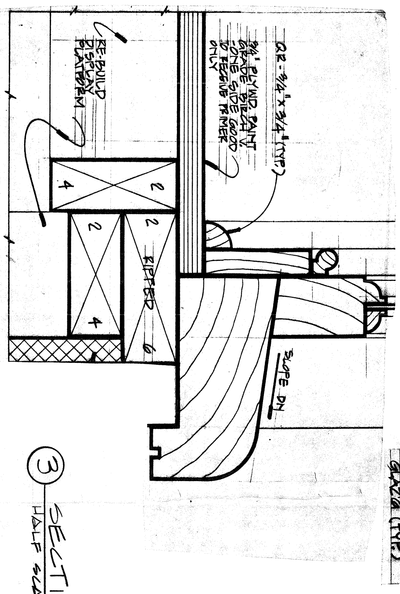

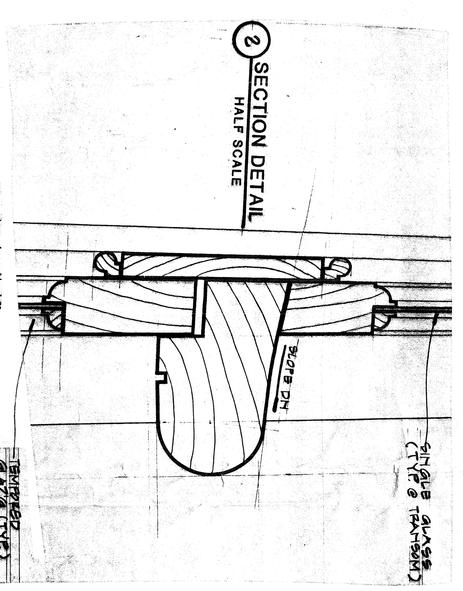

2 SECTION DETAIL
HALF SCALE

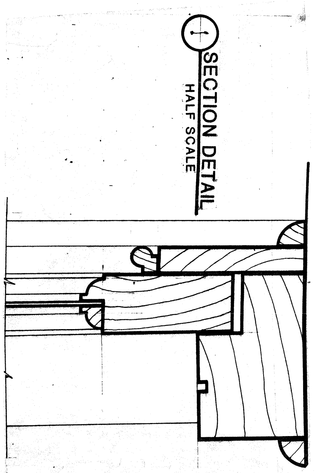

1 SECTION DETAIL
HALF SCALE

3 SECTION DETAIL
HALF SCALE

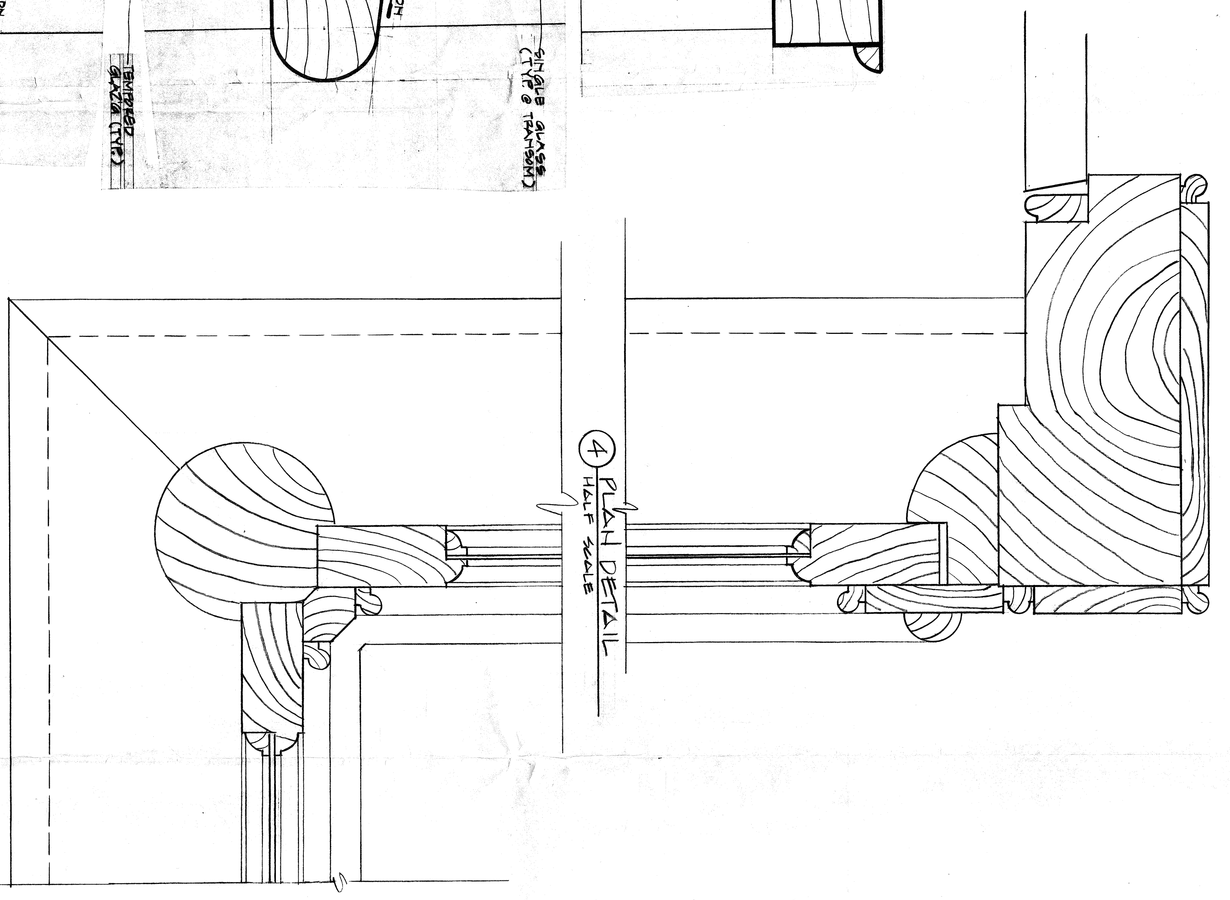

4 PLAN DETAIL
HALF SCALE

5 PLAN DETAIL
HALF SCALE

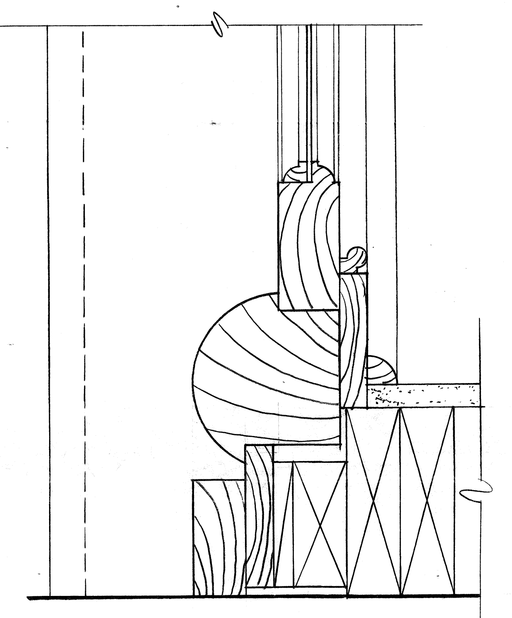

6 PLAN DETAIL
HALF SCALE

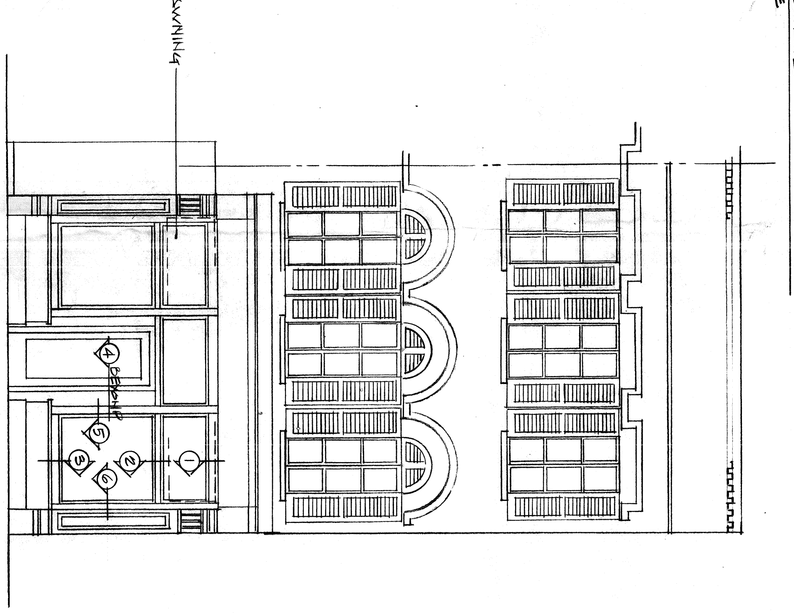

4 / A-3 FRONT ELEVATION
SCALE: 1/4" = 1'-0"

A-3	project number: 89.111	drawn by: MBE / checked by:	RENOVATIONS TO **333 KING STREET** FOR MR. & MRS. WARWICK JONES CHARLESTON, SOUTH CAROLINA	**FRONT ELEVATION**	EVANS & SCHMIDT • ARCHITECTS 286 MEETING ST. CHARLESTON, S.C. 29401 (803) 723-5495
	date issued: 13 Nov. '90	revisions:			

© THIS DRAWING IS THE EXCLUSIVE PROPERTY OF THE ARCHITECT AND MAY NOT BE USED OR REPRODUCED IN WHOLE OR IN PART WITHOUT THE WRITTEN CONSENT OF THE ARCHITECT. VIOLATORS ARE SUBJECT TO LEGAL ACTION.

EVANS & SCHMIDT • ARCHITECTS

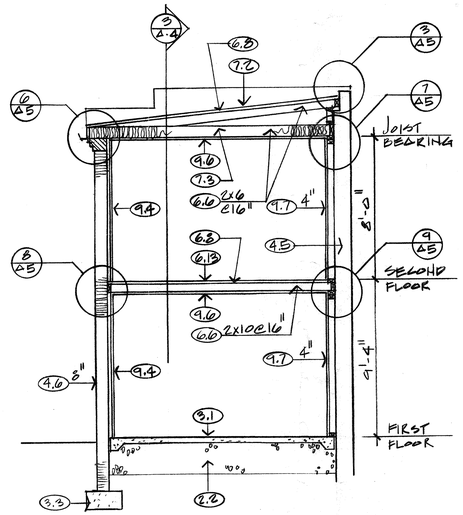

1 Δ4 SECTION
SCALE: 1/4"=1'-0"

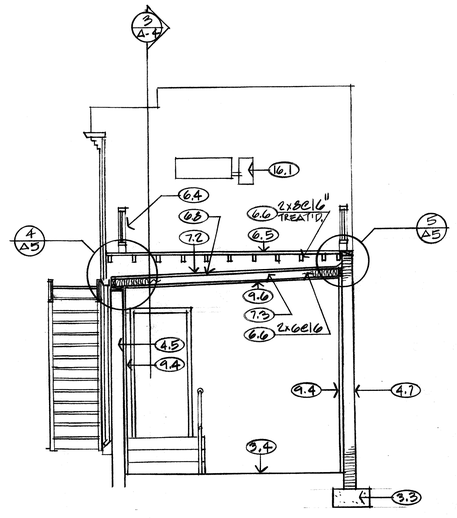

2 Δ4 SECTION
SCALE: 1/4"=1'-0"

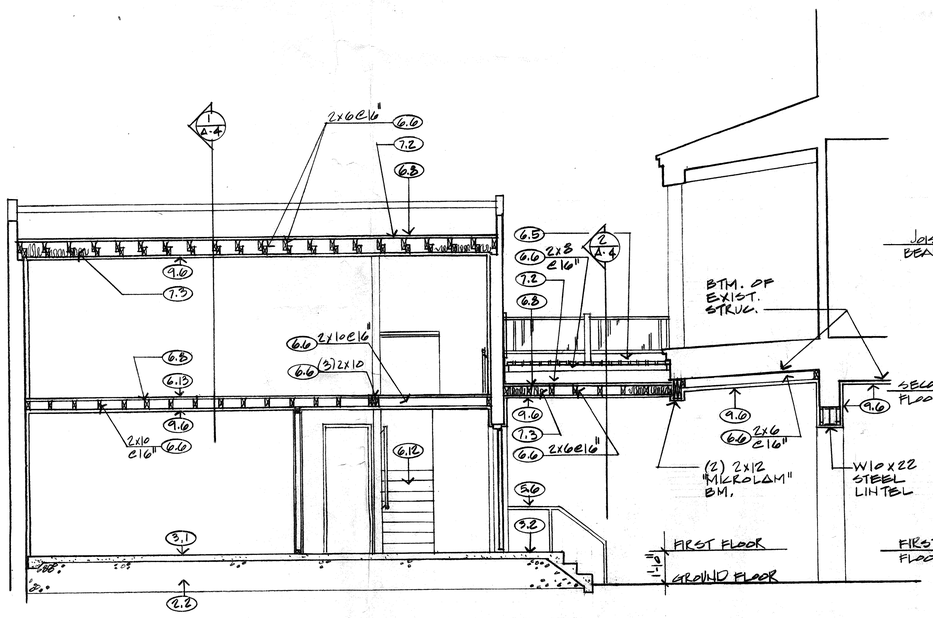

3 Δ4 SECTION
SCALE: 1/4"=1'-0"



4 Δ4 ELEVATION
SCALE: 1/4"=1'-0"

KEY NOTES

DIVISION 1 - GENERAL

1.1 NO WORK IN THIS AREA
1.2 THIS TO REMAIN UNDISTURBED
1.3 CONTRACTOR TO MAINTAIN SAFE ACCESS AND EGRESS FROM EXISTING APARTMENTS
1.4 CONSTRUCTION ON ADJOINING PROPERTY - DO NOT DISTURB

DIVISION 2 - SITE WORK

2.1 REMOVE EXISTING CONCRETE SLAB THIS AREA
2.2 CRUSHED STONE

DIVISION 3 - CONCRETE

3.1 4" CONC. SLAB REINF. W/W.W.F.
3.2 NEW CONC. STAIR
3.3 REINF. CONCRETE FOOTING
3.4 EXIST. CONC. FLOOR CLEAN & PATCH AS REQD.

DIVISION 4 - MASONRY

4.1 REMOVE EXISTING BRICK WALL
4.2 REMOVE EXISTING BRICK PIER
4.3 PARGE EXISTING BRICK WALL
4.4 REMOVE EXISTING BRICK FIREPLACE AND CHIMNEY
4.5 MAINTAIN INTEGRITY OF EXISTING MASONRY WALL DURING DEMOLITION AND CONSTRUCTION
4.6 NEW CMU WALL WITH STUCCO EXTERIOR FINISH, CMU SIZE NOTED
4.7 NEW MASONRY WALL
4.8 REPAIR AND RE-POINT EXIST. BRICK WALL
4.9 REMOVE EXISTING BRICK VENEER AT STORE FRONT -PROTECT STRUCTURAL BRICK BEHIND
4.10 GROUT FILLED 'U'-BLOCK REINF. W/#3 REBAR
4.11 BRICK
4.12 TRUSS TYPE GALV. WALL REINF. AT 16" O.C. VERT.
4.13 REMOVE & REPLACE EXIST. MASONRY PIER
4.14 STUCCO ON EXIST. MASONRY WALL

DIVISION 5 - METAL

5.1 RE-USE EXIST. EARTHQUAKE BOLT AND WASHER
5.2 METAL GUTTER & DOWNSPOUTS
5.3 METAL COPING
5.4 METAL FLASHING
5.5 ½" DIA. ANCHOR AT 32" O.C.
5.6 1½" DIA. STEEL PIPE HANDRAIL

DIVISION 6 - WOOD

6.1 REMOVE EXISTING WOOD DECK
6.2 REMOVE EXISTING HANDRAIL
6.3 REMOVE EXISTING WOOD TIMBER & METAL WALL
6.4 NEW WOOD RAILING TO MATCH EXISTING
6.5 2 X 6 TREATED WOOD DECKING AT 6" O.C.
6.6 WOOD FRAMING - #2 KILN DRIED SO. YELLOW PINE
6.7 WOOD TRIM
6.8 3/4" PLYWOOD
6.9 WOOD BLOCKING
6.10 EXISTING WOOD FLOOR TO BE REMOVED
6.11 EXISTING WOOD JOIST TO BE REMOVED
6.12 WOOD STAIR
6.13 PLYWOOD UNDERLAY

DIVISION 7 - MOISTURE PROTECTION

7.1 REMOVE EXISTING CEILING SUPPORT, ROOF SUPPORT AND ROOF ABOVE THIS AREA
7.2 NEW BUILT-UP ROOF
7.3 BATT INSUL., (R30 ABOVE CEILING)

DIVISION 8 - DOOR & WINDOW

8.1 REMOVE EXISTING DOOR
8.2 REMOVE EXISTING WINDOW
8.3 REMOVE EXISTING STOREFRONT AND SUPPORTING KNEE-WALLS
8.4 NEW DOUBLE HUNG WOOD WINDOW

DIVISION 9 - FINISHES

9.1 REMOVE EXISTING GYPSUM BOARD AND SUPPORTING STUDS OR FURRING STRIPS
9.2 REMOVE EXISTING CEILING THIS AREA
9.3 REMOVE EXISTING GYPSUM BOARD AND WOOD STUD PARTITION
9.4 5/8" GYP. BD. ON WOOD FURRING STRIPS ON MASONRY WALL
9.5 5/8" GYP. BD. EACH SIDE OF WOOD STUDS, STUD SIZE NOTED
9.6 NEW GYP. BD. CLG.
9.7 GYP. BD. ON STUDS AT 16" O.C., STUD SIZE NOTED

DIVISION 16 - ELECTRICAL

16.1 MAINTAIN EXISTING ELEC. SERVICES. PROTECT DURING CONSTRUCTION

EVANS & SCHMIDT • ARCHITECTS
286 MEETING ST. CHARLESTON, S.C. 29401 (803) 723-5495

SECTIONS

RENOVATIONS TO
333 KING STREET
FOR MR. & MRS. WARWICK JONES
CHARLESTON, SOUTH CAROLINA

drawn by : MDE
checked by:
revisions:
project number : 89.111
date issued : 13 NOV. '90

A-4

DUNCAN-PARNELL, INC., CHARLESTON, S.C. 188 800-438-4088